

A Survey on Recognition and Amendment of Twisted Fingerprints

Persis Ann Sam¹, Remyamol E R², Justin Kuriakose³, Ajith P Devasia⁴, Ushus Maria Joseph⁵

B. Tech Student, Department of Computer Science& Engineering, MBC College, Peermade, Kuttikanam, India¹

B. Tech Student, Department of Computer Science& Engineering, MBC College, Peermade, Kuttikanam, India²

B. Tech Student, Department of Computer Science& Engineering, MBC College, Peermade, Kuttikanam, India³

B. Tech Student, Department of Computer Science& Engineering, MBC College, Peermade, Kuttikanam, India⁴

Associate Professor, Department of Computer Science& Engineering, MBC College, Peermade, Kuttikanam, India⁵

ABSTRACT: Fingerprint deformation is seen as a fundamental issue in the field of biometric distinguishing proof. We propose productive calculations for the recognition and correction of mutilated fingerprints. The proposed framework bolsters amendment of plain, latent and rolled fingerprints. It proceeds through a series of four phases – Feature vector extraction, classification, contortion field estimation and finally amendment. We take as information a unique mark picture and concentrate the comparing trademark elements, for example, orientation map, period map and core point. These components are utilized to make a database of fingerprints. An SVM classifier is utilized for order. Correction is performed utilizing closest neighbour seek. Backwards change is performed to get unique finger impression.

KEYWORDS: Contortion, orientation, core point, distortion field

I. INTRODUCTION

Biometrics have offered a versatile answer for entrepreneurs who are presently engaged to evade issues like undocumented get to, ID swapping, manual identification checks, qualification substitutions and the sky is the limit from there. There have been numerous improvements in the field of biometrics, which implies things are more solid and expenses are down. Biometrics offer abnormal state distinguishing proof administration security operations that have a few preferences over customary means and now they are accessible to you at lower costs. Fingerprint recognition alludes to the mechanized technique for checking a match between two human fingerprints. Fingerprints are one of many types of biometrics used to recognize people and check their character. Biometric fingerprint recognition offer an approach to catch a character point that is exceptionally hard to fake making the innovation to a great degree secure. Fingerprint recognition programming is amazingly valuable for managers that would prefer not to utilize conventional time-sheets. By utilizing biometrics, record-keeping should be possible electronically.

Since fingerprint recognition programming just understands one area of a man's finger it is inclined to mistake. Physically repositioning fingers to get the correct perusing can be tedious. Biometric frameworks particularly bring down cost frameworks are inclined to mistakes, including neglecting to recognize an approved individual and inaccurately distinguishing unapproved individuals. Contortion in the fingerprints can bring about major issues which may influence the exactness of the unique finger impression and can bring about bogus match of the unique mark. Fingerprints might be contorted and incoherent or unidentifiable if the tip of individual's finger has soil on it, or if the finger is turned amid the way toward fingerprinting. In an ink unique finger impression, bending could bring about the ink to obscure, contorting the state of the unique mark and possibly making it muddled. In the event that there is soil on the tip of man's finger, this can damage an ink unique mark or the picture caught by an advanced unique finger impression scanner.

International Journal of Innovative Research in Science, Engineering and Technology

(An ISO 3297: 2007 Certified Organization)

Website: www.ijirset.com

Vol. 6, Issue 2, February 2017

It is critical that a unique mark acknowledgment framework don't trade off its security to pernicious clients. The venture tries to bring out thoughts for the identification of contorted fingerprints and their correction on the off chance that they are twisted. This approach goes for making the fingerprint recognition framework uncompromisable to any malignant clients. Many examinations have been done to bolster latent and plain fingerprints. Less exertion have been made to bolster correction of rolled fingerprints. This is the thing that this paper basically goes for, that is to bolster plain latent and rolled fingerprints. Given fingerprint, twisting identification is performed first. On the off chance that it is resolved to be bended, twisting rectification is performed to change the information fingerprint into a typical one. Fig. 1 shows the overall block diagram of the approach. The system takes as input an input finger impression image and checks for contortion. If detected then the image is passed on for further amendment. Final output would be a rectified image.

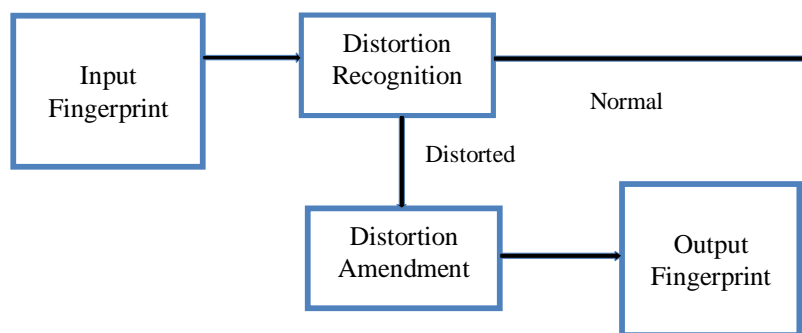


Fig. 1. Block diagram for the proposed approach

II. RELATED WORK

It is attractive to consequently identify contortion amid fingerprint obtaining so that extremely mutilated fingerprints can be rejected. A few analysts have proposed to recognize despicable constrain utilizing exceptionally outlined equipment. For the most broadly utilized particulars based fingerprint coordinating technique, the accompanying three sorts of systems have been received to deal with mutilation: (i) accept a worldwide inflexible change and utilize a tolerant box of fixed size or versatile size to adjust for twisting; (ii) unequivocally demonstrate the spatial change by thin plate spline (TPS) display and (iii) authorize limitation on contortion locally.

The most recent strategy proposed depended on the insights learnt from genuine fingerprints. Be that as it may, it bargains just with latent and plain fingerprints. We proposed another approach towards managing latent, rolled and plain fingerprints.

III. DETECTION

It is essential to distinguish low quality fingerprints so that the identification frameworks don't endure any kind of malignant activities. Here twisting identification is done in two stages. These stages are portrayed in the accompanying segments.

Feature vector extraction

In the first place we take as information an arrangement of typical fingerprints and an arrangement of contorted fingerprint images. The fingerprint images are deliberately analysed to extricate the corresponding component vectors. The fingerprint images are changed over to pixels for simplicity of operation on to which conditions are connected to decide the orientation and period as a 2 dimensional grid. The fingerprint images are smoothened to expel undesirable and unpolished edges. The core point of a specific picture is resolved utilizing the

International Journal of Innovative Research in Science, Engineering and Technology

(An ISO 3297: 2007 Certified Organization)

Website: www.ijirset.com

Vol. 6, Issue 2, February 2017

Poincare index calculation. The following stride was to get a separated ROI of the pictures. This was done utilizing Gabor filter calculation.

The acquired grids of orientation field and period are utilized to make an archive in which every unique finger impression is put away regarding its component vectors as opposed to the picture itself. This store fill in as the primary segment in classification. Toward the finish of this stage we would have a vault for ordinary fingerprints and an archive for mutilated unique finger impression.

Classification

Training is basically a procedure of educating the computer. The archive of fingerprints were utilized as training specimens. Misshaped fingerprints are seen as positive specimens while typical fingerprints are seen as negative specimens. Linear SVM was utilized to prepare a support vector classifier. i.e.; we prepare a SVM that pictures with components indistinguishable to that of typical fingerprints are to be named normal while those with elements like twisted fingerprint images are to be delegated contorted. On contribution of another fingerprint image the SVM characterizes it into either a normal fingerprint or a twisted finger impression. Fig. 2 describes the block diagram for the detection of distorted fingerprints. Given an input finger impression, the component vectors are extracted and stored on an archive of fingerprint images. These data is used by the classification phase to perform grouping.

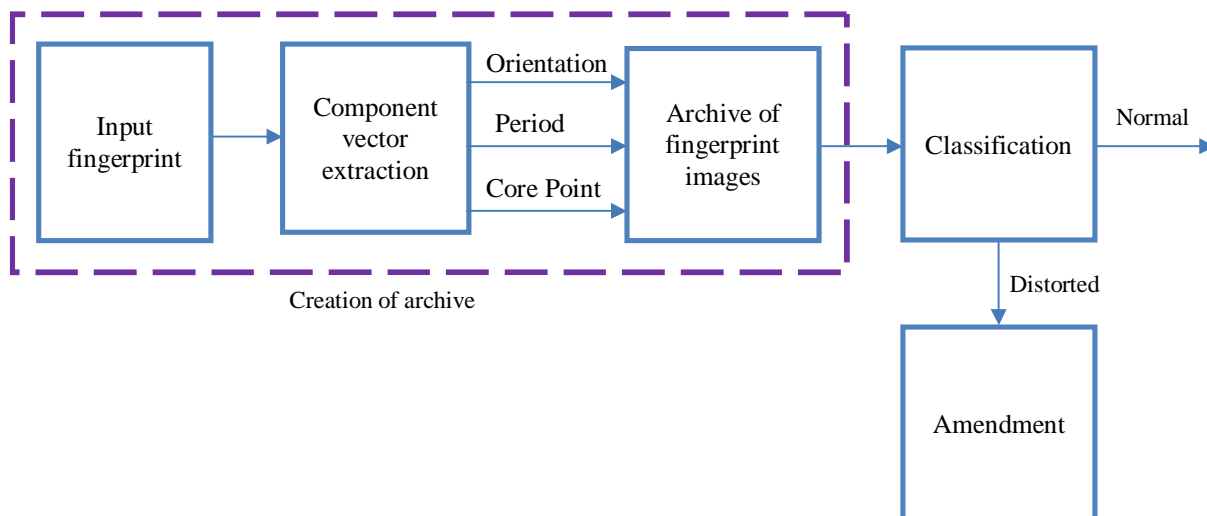


Fig. 2. Block diagram for detection of distorted fingerprints

IV. RECTIFICATION

Fingerprints are inclined to get misshaped in the reason for time. A biometric recognizable proof framework utilizing fingerprint must have the capacity to deal with a wide range of mutilation so that validated clients have legitimate access to data while gate crashers are denied get to. Correction of a unique finger impression distinguished as misshaped is done in two phases. Fig. 3 shows the rectification phase which is performed only if the input image is grouped to be distorted. In that case the distortion field is estimated and we look for the closest image in the archive that has similar components of that of the input image.

International Journal of Innovative Research in Science, Engineering and Technology

(An ISO 3297: 2007 Certified Organization)

Website: www.ijirset.com

Vol. 6, Issue 2, February 2017

Distortion field

To begin with, we consider the way that a fingerprint gets twisted because of the use of an element say D_f which is known as the distortion field. To put into other words distortion field might be characterized as the exertion taken to change an ordinary fingerprint into misshaped one. In the event that this element can be controlled by a few means then, it can be utilized to amend a contorted finger impression. It is sufficient to apply switch transformation to the bended unique mark by a variable D_f to acquire the ordinary fingerprint.

There are numerous approaches to decide distortion field. Here we make utilization of the central segment examination to get the mutilation field. The archive of misshaped fingerprints is redesigned by adding the bending field data to each comparing fingerprint record.

Closest Neighbour Search

The as of now made chronicle of databases containing distortion fields is the principle segment in the period of amendment. At the point when a fingerprint image is perceived as misshaped it is passed to the rectification stage. The framework scans for a record that has the most nearest data with respect to the info unique finger impression. On finding a match the relating distortion field is recovered and is connected to the input fingerprint for switch change. Along these lines the mutilated info gets corrected.

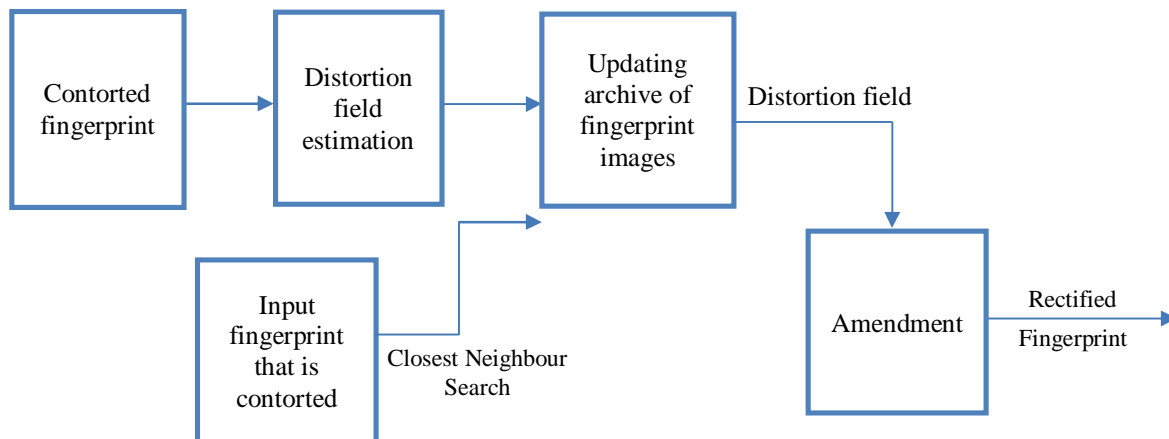


Fig. 3. Block diagram for rectification of distorted fingerprints

V. CONCLUSION

We have attempted to actualize new techniques for acknowledgment rates of unique mark frameworks. Numerous frameworks bargain their security levels to vindictive clients as the present frameworks are not that created to deal with bending of fingerprints. Numerous frameworks permit slight mutilation however that would demonstrate wasteful over the long haul. So it was critical to propose a strategy that would distinguish contortion to a significant degree and correct it so that the frameworks don't trade off to malevolent clients. Additionally the frameworks enhance their effectiveness by permitting access to honest clients who got their fingerprints mutilated due to many reasons. Not at all like alternate frameworks that were created before for a similar reason this proposed approach manages a wide range of twisting sorts including moved fingerprints.

The framework has the rich conceivable outcomes in the field of confirmation and security. It would help in the wide security of extensive business firms and associations that require high secrecy in their procedures.

International Journal of Innovative Research in Science, Engineering and Technology

(An ISO 3297: 2007 Certified Organization)

Website: www.ijirset.com

Vol. 6, Issue 2, February 2017

REFERENCES

- [1] Xuanbin Si, Student Member, IEEE, Jianjiang Feng, Member, IEEE, Jie Zhou, Senior Member, IEEE, and Yuxuan Luo "Detection and Rectification of Distorted Fingerprints" IEEE Transactions On Pattern Analysis And Machine Intelligence, Vol. 37, No. 3, March 2015
- [2] R. M. Bolle, R. S. Germain, R. L. Garwin, J. L. Levine, S. U. Pankanti, N. K. Ratha, and M. A. Schappert, "System and method for distortion control in live-scan inkless fingerprint images," U.S. Patent No. 6 064 753, May 16, 2000.
- [3] N. Ratha and R. Bolle, "Effect of controlled image acquisition on fingerprint matching," in Int. Conf. Pattern Recognit., 1998, vol. 2, pp. 1659–1661.
- [4] Y. Fujii, "Detection of fingerprint distortion by deformation of elastic film or displacement of transparent board," U.S. Patent No. 7 660 447, Feb. 9, 2010.
- [5] N. K. Ratha, K. Karu, S. Chen, and A. K. Jain, "A real-time matching system for large fingerprint databases," IEEE Trans. Pattern Anal. Mach. Intell., vol. 18, no. 8, pp. 799–813, Aug. 1996.
- [6] X. Chen, J. Tian, and X. Yang, "A new algorithm for distorted fingerprints matching based on normalized fuzzy similarity measure," IEEE Trans. Image Process., vol. 15, no. 3, pp. 767–776, Mar. 2006.
- [7] A. M. Bazen, and S. H. Gerez, "Fingerprint matching by thin-plate spline modelling of elastic deformations," Pattern Recognit., vol. 36, no. 8, pp. 1859–1867, Aug. 2003.
- [8] Z. M. Kov'acs-Vajna, "A fingerprint verification system based on triangular matching and dynamic time warping," IEEE Trans. Pattern Anal. Mach. Intell., vol. 22, no. 11, pp. 1266–1276, Nov. 2000.
- [9] A. M. Bazen, and S. H. Gerez, "Systematic methods for the computation of the directional fields and singular points of fingerprints," IEEE Trans. Pattern Anal. Mach. Intell., vol. 24, no. 7, pp. 905–919, Jul. 2002.
- [10] S. Novikov and O. Ushmaev, "Principal deformations of fingerprints," in Audio and Video Based Biometric Person Authentication. Berlin, Germany: Springer-Verlag, 2005, pp. 250–259.
- [11] D. Rueckert, A. F. Frangi, and J. A. Schnabel, "Automatic construction of 3-D statistical deformation models of the brain using nonrigid registration," IEEE Trans. Med. Imag., vol. 22, no. 8, pp. 1014–1025, Aug. 2003.
- [12] S. Tang, Y. Fan, G. Wu, M. Kim, and D. Shen, "RABBIT: Rapid alignment of brains by building intermediate templates," Neuroimage, vol. 47, no. 4, pp. 1277–1287, 2009.